

## G304A Series

### High Reliability Sealed Clip Type Subminiature Micro Switch



#### ■ Features

- ◆ Small electrical rating and high contact reliability switch
- ◆ Sliding contact mute structure
- ◆ Widely applied in different environments, IP67 rated
- ◆ Widely used in home appliances, electronic equipment, automatic machines, communication equipment, auto electronics, apparatus and instruments, power tools etc

#### ■ Application

- ◆ Home appliances
- ◆ Electronic equipment
- ◆ Automatic equipment
- ◆ Communication equipment
- ◆ Auto electronics
- ◆ Apparatus and instruments

#### ■ Parameters

Operation Speed	1~500mm/s	
Operation Frequency	120 cycles/min.	
Insulation Resistance	≥100MΩ	
Contact Resistance (Initial Value)	With terminals type	≤100mΩ
	With wire type	≤500mΩ (Standard wire length 300mm)
Voltage Resistance	Between terminals	AC500V, 50/60Hz, 1min.
	Between terminals and uncharged metal parts	AC1,000V, 50/60Hz, 1min.
Vibration Resistance	No transformation action	10-55Hz (Double amplitude 1.5mm)
Operating Life	Electrical	300,000 cycles (15 cycles/min.) DC12V 0.1A 50μA 5VDC
	Mechanical	300,000 cycles (30 cycles/min.)
Protection Level	IEC IP67 (Except terminals)	
Operating Temperature	-40~+85°C	
Operating Humidity	85%RH Max.	

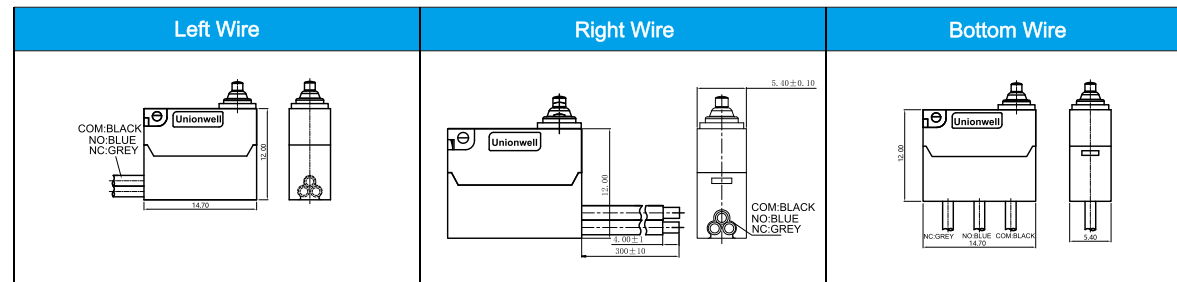
### G304A Series Micro Switch Ordering Instruction

G3	04A	150	E	27	D	49	A	E	A	B	280	T001	U
Switch Type	Electrical Rating	Operating Force at Pin Plunger	Terminal Type	Lever Type	Circuit Code	Shape and Posts	Posts Dimension	AWG Type (For wire type only)	AWG Number (For wire type only)	Type of wires Outline	Wires Length	Custom Code	LOGO
G304A Series Micro-Switch	0.1A/12VDC 50μA/3VDC ... Other	150gf 150 ... Other	T Shape PCB Terminals E Standard PCB Terminals P Solder Terminals V Left Side PCB Terminals L Right Side PCB Terminals R ... Other	Pin Plunger 00 NO Lever 27# Straight Lead Lever 27 ... Other	Slide Non-short Circuit Type, 1, 3 Convert to 1, 2 SPDT D Slide Type, SPST-NO 1, 2 E Slide Type, SPST-NC 1, 3 F ... Other	49 No Posts 50 Left Posts 51 Right Posts 52 Two-sided Posts ... Other	A Standard Posts: 2.60mmx1.5mm B Φ2.6x1.5mm Posts. C Φ2.6x2.5mm Posts. N No Post	No Molded Lead Wires F 22# G 24# ... Other	No Molded Lead Wires A UL1007 F AVSS ... Other	Wires Lead to Bottom E Molded Lead Wires on Left Side G Molded Lead Wires on Right Side F ... Other	300mm Length Standard Lead Wires 280 280mm Length ... Other	General Customized according to requirements, TO the code 01 format is T+ serial number XXX for example: T001 ... Other	U Unionwell ... Other



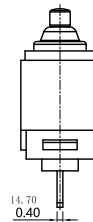
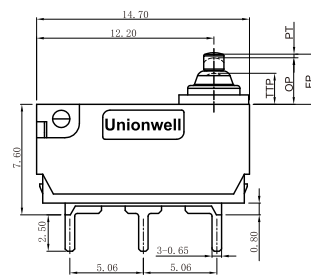
# Unionwell

## ■ Wire Leads



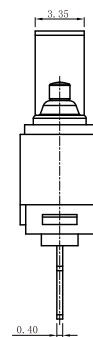
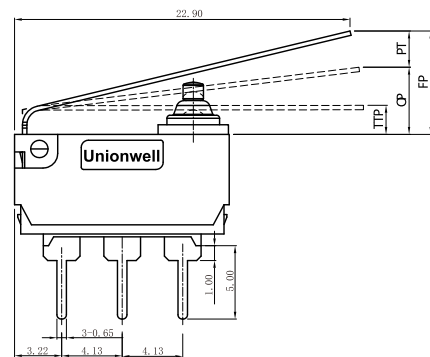
## ■ Dimensions and Operating Characteristics

### ◆ G304A-150E□49U



OF Max (gf)	TTP Max (mm)	FP Max (mm)	OP (mm)
150	1.6	3.65	3.2±0.3mm 2.8±0.3mm

### ◆ G304A-150E27□49U



OF Max (gf)	TTP Max (mm)	FP Max (mm)	OP (mm)
200	1.9	8.1	4.56±1mm 3.35±1mm

# Unionwell

## ■ G304A Lever List as Shown Below(Same as G303 Lever)

