

G10B Series

G10B-Seal Type Subminiature Micro Switch



Features

- ◆ IP67 waterproof and dustproof design
- ◆ Small compact size
- ◆ Long life and high reliability
- ◆ Variety of levers optional
- ◆ Widely used in automotive electronics, home appliances and industrial control etc.

Application

- ◆ Car
- ◆ Air-conditioner
- ◆ Communication
- ◆ Home Appliance
- ◆ Charging Pile
- ◆ Charging Gun

Parameters:

Rating	P1	0.1A 125/250VAC 30VDC
	03	3A 125/250VAC 30VDC
Operating Frequency	Electrical	10~30 cycles/min
	Mechanical	120 cycles/min
Contact Resistance (Initial Value)		100mΩ Max.
Insulation Resistance (at 500 VDC)		100MΩ Min.
Dielectric Strength	Between terminals	600VAC 50~60Hz for 1 Min.
	Between terminals and housing	1,000VAC 50~60Hz for 1 Min.
Operating Temperature		-40°C~ +85°C
Operating Humidity		85% RH Max.
Service Life	Electrical	10,000 cycles
	Mechanical	1,000,000 cycles

G10B Series Micro Switch Ordering Instruction

G10B	Switch Type	G10B Series Micro-Switch	
03	Electrical Rating	P1 ENEC/CQC: 0.1A 125/250VAC 30VDC UL/cUL: 40T85 μ 1E4 0.1A 125/250VAC 30VDC	03 ENEC/CQC: 3A 125/250VAC 30VDC UL/cUL: 40T85 μ 1E4 0.1A 125/250VAC 30VDC
150	Max Operating Force at Pin Plunger	150 150gf Max.	... Other
S	Terminal Type	S Solder terminals P Straight PCB terminals E Wires come out from the bottom G Molded lead Wires leads to left side (pin plunger side) F Molded lead Wires leads to right side (opposite to pin plunger side) M M3 type waterproof housing bottom outlet wires MF M3 type waterproof housing Wires on right side (opposite to the plunger) H M2 flange waterproof housing with 4 holes bottom outlet wires HG M2 flange waterproof housing with 4 holes wires on left side (plunger side) HF M2 flange waterproof housing with 4 holes wires on right side (plunger side) R Right side PCB terminals L Left side PCB terminals	
01	Lever Type	00 No Lever 02# Straight 03# Straight ... Other	
A	Circuitry	A SPDT B SPST-NC C SPST-NO	
300	Wires length (AWG Number UL1007AWG Type 24#)	300 Length standard wires 300mm ... Other	
T001	Custom Code	General T0 01 Customized according to requirements, the code format is T+serial number XXX, for example: T001 ... Other	
U	LOGO	U Unionwell ... Other	

Terminal Type

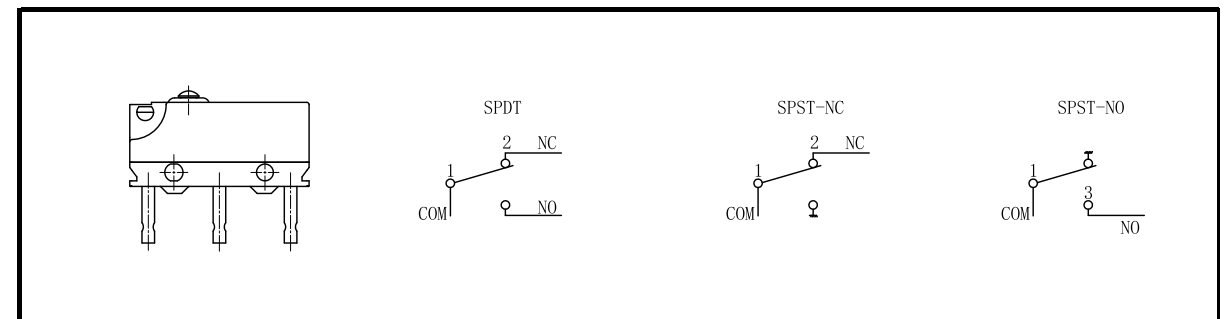
Terminal thickness: 0.4mm

<p>S Type Straight Solder Terminals</p>	<p>P Type Straight PCB Terminals</p>
<p>L Type PCB Left Terminals</p>	<p>R Type PCB Right Terminals</p>
<p>Wires Leads to Right Side (Opposite to Pin plunger) Length: 300mm</p>	<p>Wires Leads to Left Side (Pin Plunger Side) Length: 300mm</p>
<p>Wires Leads to Bottom (300mm Length)</p>	<p>M3 Type Housing, Wires Lead to Bottom</p>

Terminal Type

<p>H Type M2 Flange Housing, Wires Lead to Bottom</p>

Circuit

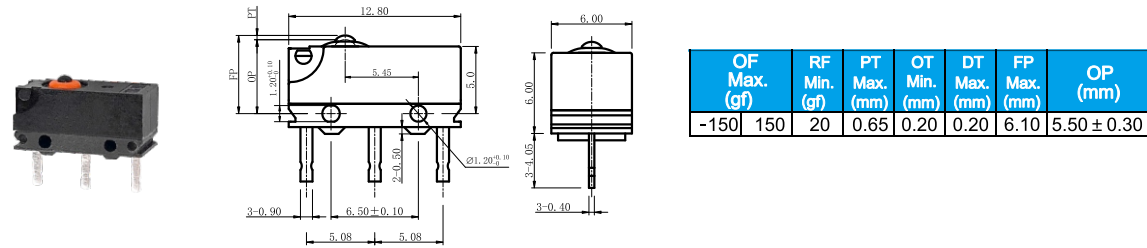


Mounting Hole Dimensions

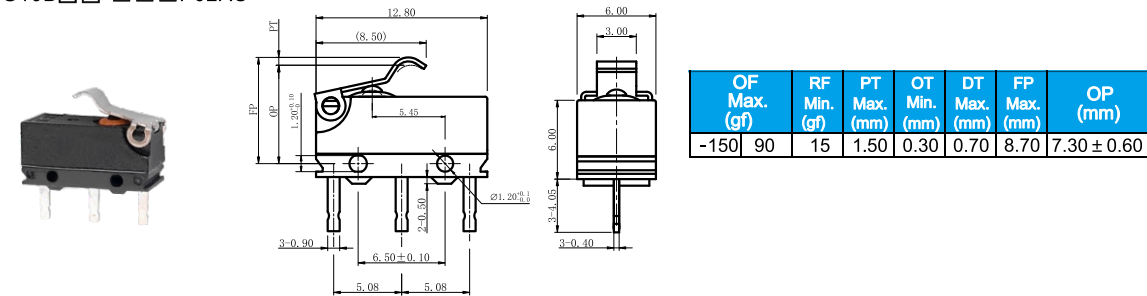
<p>Mounting Hole Dimensions</p>	<p>Mounting Hole Dimensions of PCB Terminals</p>
<p>Left and Right PCB Terminal Mounting Hole Dimensions</p>	

Dimensions and Operating Characteristics

◆ G10B□□-□□□P00AU



◆ G10B□□-□□□P02AU



◆ G10B□□-□□□P03AU

